



HAZ MAT HAPPENINGS

December 2018

County of Yuba

**Certified Unified
Program Agency
(CUPA)**

915 8th Street, Suite 123
Marysville, CA 95901
Phone: (530) 749-5450
Fax: (530) 749-5454
Website:
www.co.yuba.ca.us

<i>In this issue</i>	
Type II Hazmat Response Vehicle	1
CERS Update	2
Tutorial: Hazardous Materials Inventory	2


YUBA-SUTTER HAZMAT RESPONSE TEAM ACQUIRES CAL-OES TYPE II HAZMAT VEHICLE

The Yuba City Fire Department is now hosting one of 12 CAL OES type II hazmat vehicles in California. The contractual agreement between the city and CAL OES allowed the city to acquire the fully equipped vehicle. The special rig is capable of responding to a variety of hazardous material releases such as tanker truck rollovers and railcar derailments in Northern California. In addition, 17 first responder personnel from Yuba City, Marysville, Linda, Wheatland, Olivehurst, Beale Air Force Base and Yuba and Sutter Counties have all completed the Hazardous Materials Specialist training paid for by the State. The new equipment resources and the additional specialized trained personnel will provide for more safety to the public and the environment to the ex-



CERS UPDATE: NEW CHEMICAL INVENTORY HAZARD CLASSIFICATIONS

Effective December 28, 2017, CalEPA has replaced the existing five (5) federal hazard categories available in CERS used for the completion of chemical inventories as part of the annual hazardous materials business plan submittal with twenty-four (24) new federal hazard categories adopted by the United States Environmental Protection Agency (U.S. EPA) as a result of changes to the Occupational Safety and Health Administration (OSHA) Hazard Communication Standard (HCS).

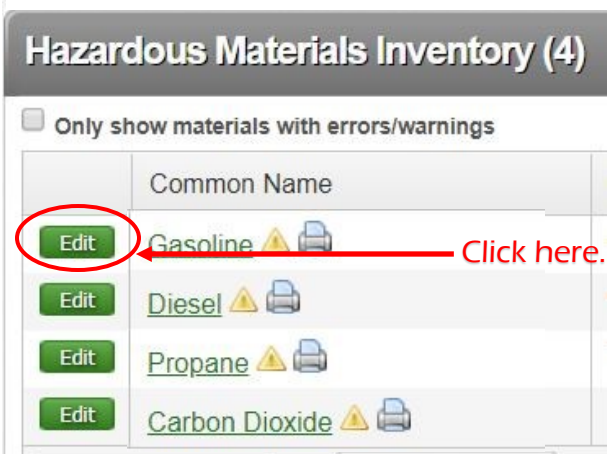
To make these changes in CERS during your annual submittal follow the guidance below. You only need to make these changes if there is a yellow warning symbol  or you haven't updated your inventory hazards classifications prior.

TUTORIAL: HAZARDOUS MATERIAL INVENTORY

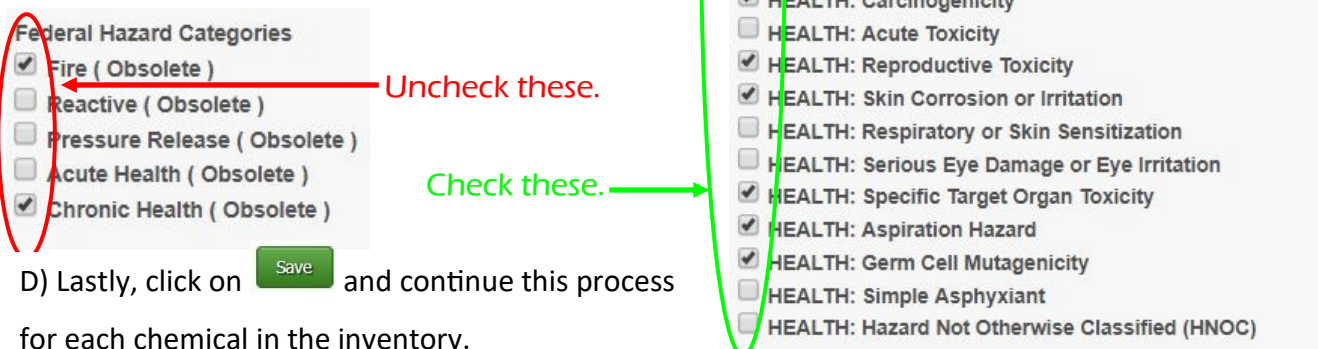
A) After you have created your draft hazardous material inventory submittal, you will need to open the inventory as indicated below to edit the inventory.




B) Click on the edit button to open up the chemical properties page.



C) Uncheck ALL the "obsolete" categories and check the correct ones on the right side. You can find the hazards from an SDS sheet if you are not sure which ones to select.



D) Lastly, click on  and continue this process for each chemical in the inventory.